

MASSIVE



COPYRIGHT 2020 MASSIVE AUDIO INC.
ALL RIGHTS RESERVED
TEL: 323-282-2282
WWW.MASSIVEAUDIO.COM

DUE TO CONSTANT IMPROVEMENTS,
FEATURES AND SPECIFICATIONS ARE
SUBJECT TO CHANGE WITHOUT NOTICE.



HIGH PERFORMANCE AUDIO
2020 CATALOG

ABOUT **MASSIVE**

Since 1999, Massive has been an industry leader in high performance audio products. Massive Audio laid its roots in high quality audio reproduction through in-house engineering and a dedication to customer satisfaction in today's industry. Aftermarket products need to excel not only in their ability to reproduce the dynamics of music accurately, but also in their ability to integrate within the confines of the modern environment.

In anticipation of such needs, Massive Audio has an array of outstanding products designed for the enthusiast who will not accept any compromise, yet recognizes true value. Our products are the result of years of experience in engineering, manufacturing, and an acute understanding of what you, our customers, expect from... **"YOUR MASSIVE AUDIO EXPERIENCE."**



COVER.....	1
ABOUT MASSIVE.....	2
INDEX.....	3
PRIMO AMPLIFIERS.....	4
TRIDENT AMPLIFIERS.....	5
EDGE AMPLIFIERS.....	6
BP AMPLIFIERS.....	7
SUBWOOFERS.....	8
BOA SUBWOOFERS.....	10
HIPPOXL SUBWOOFERS.....	11
SUMMOXL SUBWOOFERS.....	12
KILOX SUBWOOFERS.....	13
GTX SUBWOOFERS.....	14
MMA / TKO SUBWOOFERS.....	15
UFO / ECO SUBWOOFERS.....	16
PASSIVE / POWERED BOXES.....	17
MARINE / POWERSPORTS.....	18
ALUMA / CARBON SPEAKERS.....	20
FAZE SPEAKERS.....	21
FX / FK SPEAKERS.....	22
PXK PRO SPEAKERS.....	23
MX SPEAKERS.....	24
TWEETER KITS.....	25
HONDA / TOYOTA OEM KITS.....	26
ACCESSORIES: CAPS, EQ'S, CONVERTORS.....	28
ACCESSORIES: WIRE & CONNECTORS.....	31
MC / MXL SERIES PRO AUDIO.....	32
MA / MB SERIES PRO AUDIO.....	33
MS / M SERIES PRO AUDIO.....	34
MCB SERIES PRO AUDIO.....	35
PAT COMPRESSION DRIVERS / HORNS.....	36
BULLET TWEETERS.....	37
SPECIFICATIONS.....	40

PRIMO SERIES



Mono Block & Full Range Amplifiers

- 24 dB Low Pass X-Over with adjustable range of 60Hz - 220Hz (Mono)
- Hi-Pass 18dB Subsonic Filter with a range of 0Hz - 60Hz (Mono)
- 1 Band Parametric Bass Boost EQ from 30Hz - 120Hz (Mono)
- RCA link for master / slave configuration (Mono)
- LPF / FULL / HPF Crossover frequency selections (Multi CH)
- 2 CH Switch for easy RCA input configurations
- Adjustable Q Control to adjust the curve of the bass boost
- Clip Limit Switch to control the output level at clipping point
- -6 - 12dB Bass Boost EQ from 30Hz - 120Hz
- X11 - X18 Switch for HPF/LPF/BandPass X-Over Freq. Selections
- Full Digital Circuitry for Extreme Heat Protection
- Hi-Level Input via RCA with Auto Sensing Music Turn-On & Remote Out
- ATO (Auto Turn On) DC Offset on Hi Level Input and 12V Out
- Crossover Frequency Auto Matching for Channels 3/4
- Optional UR1 Remote Gain Control Available (Mono)
- Custom RAILCAP-RCP "4 FARAD" Capacitor (Optional)

The Primo Series Amplifiers are a staple of beauty and power at Massive Audio. These amplifiers provide significant amounts of power in a stylish and surprisingly small heat sink that allow for high class installs that are not just for show. These CTA Certified amplifiers boast Advanced Digital Power Supply Switching, Mil Spec Double Sided PCB's with SMD parts like matched MOSFET "N" Drive outputs and an advanced Six Way Protection. The Nickel Plated Connectors, 18dB Crossovers, 30Hz - Hi-Fi E-Cap Filter, Heavy Duty Power Supply, Noise Rejection Circuit, 2CH/4CH Button, are all mounted inside a beautiful brushed aluminum "finless" heat sink with a milled top plate bolted down with "hex bolts". The four cornered hex bolts unscrew to reveal mounting tubes that allows the installer to bolt down the amp for a razor clean installation. Top it off with a soft blue LED back-lit logo the Primo Series combines "Style, Form, Function and High Performance".

MODEL	CHANNEL	RMS	MAX	MIN(Ω)	FREQ.RESPONSE	DIMENSIONS
P2	1	600W	1200W	1Ω	10Hz-220Hz	1.9" x 5.9" x 6.7"
P3	1	1000W	2000W	1Ω	10Hz-220Hz	1.9" x 5.9" x 9.13"
P4	1	1600W	3200W	1Ω	10Hz-220Hz	1.9" x 5.9" x 13.5"
P8	1	4000W	8000W	0.5Ω	10Hz-220Hz	1.9" x 5.9" x 19.9"
PX2R	2	500Wx2	2000W	2Ω	20Hz-30KHz	1.9" x 5.9" x 10.1"
PX4	4	100Wx4	1000W	4Ω	15Hz-25KHz	1.9" x 5.9" x 8.34"
PX4S	4	150Wx4	1500W	2Ω	20Hz-30KHz	1.9" x 5.9" x 9.40"
PX4R	4	250Wx4	2000W	2Ω	20Hz-30KHz	1.9" x 5.9" x 10.1"
PX6	6	130Wx6	2400W	2Ω	20Hz-45KHz	1.9" x 5.9" x 11.8"

*RMS wattage listed at minimum impedance for Monoblocks and 4 Ohm for Multi-channel amplifiers.



TRIDENT SERIES



Mono Block Digital Amplifiers Full Range Digital Multi Channel Bluetooth Amplifiers

- Up to 9 Volt input via RCA or High Level speaker leads
- Bluetooth Audio Streaming with Multi-Channel Amplifiers (Optional UBT1 Dongle)
- Rust-free Black Anodized Blushed Aluminum
- Circuit Boards Are Dure-Coated with 320-F Epoxy for Water Resistance
- 24dB Adjustable LP Crossover 10Hz - 200Hz (Mono-Block)
- 24dB Adjustable Subsonic Filter 10Hz - 50Hz (Mono-Block)
- LPF / FULL / HPF Crossover frequency selections (Multi-Channel)
- Nickel Plated Connections
- SMD Hi-Fi Audio Components 4 Layer Mill Spec PCB's
- Optional UR1 Remote Gain Control Available for Mono-Blocks
- 0-12dB Bass Boost EQ from 30Hz - 90Hz (Mono-Block)
- ATO (Auto Turn On) DC Offset on Hi Level Input and 12V Out
- Noise Rejection Circuitry for ultra-clean output
- RAILCAP-RCT Docking Input (optional capacitor)

Massive Audio Trident Series Amplifiers. All models feature Digital Platforms, Built In OEM Line Converters, Up to 9V In, Line Out, Auto Turn (no turn on wire needed) with 12V out and support a USB which accommodates the optional UBT1 Bluetooth Dongle for audio streaming on multi-channel models.

All Trident Amps use nickel plated RCA inputs and circuit boards are sprayed for water resistance and then everything gets shielded in a rust proof aluminum housing. Each model supports a "Docking Port" to plug in an optional custom matching Railcap Booster (RCLX).

Whether in the car or on the water Massive Audio Trident Series Amplifiers provide Power, Compatibility and Protection against the elements!

MODEL	CHANNEL	RMS	MAX	MIN(Ω)	FREQ.RESPONSE	DIMENSIONS
T2	1	800W	1600W	1Ω	10Hz-150Hz	1.6" x 4.25" x 7.99"
T3	1	1400W	2800W	1Ω	10Hz-150Hz	1.6" x 4.25" x 11.5"
T4	1	2000W	4000W	1Ω	10Hz-150Hz	1.6" x 4.25" x 13.0"
TX2	2	120Wx2	480Wx1	2Ω	10Hz-25KHz	1.6" x 4.25" x 7.80"
TX44	4	120Wx4	480Wx2	2Ω	10Hz-25KHz	1.6" x 4.25" x 9.76"
TX48	4	200Wx4	800Wx2	2Ω	10Hz-25KHz	1.6" x 4.25" x 10.75"
TX5	5	120Wx4+600W	2160W	2Ω/2Ω	10Hz-25KHz	1.6" x 4.25" x 12.17"



EDGE SERIES



Full Range A/B Multi Channel Amplifiers Full Range Mono Block Digital Amplifiers Mono Block Class D Amplifiers Hybrid A/B + Class D Amplifiers

- Full Range Digital Monoblock Design (E3F & E4F)
- Up to 10 Volt input via RCA or High Level speaker leads
- Mil Spec Double Sided PCB with SMD Parts
- Built-in Noise Reduction Circuitry
- Full MOSFET with High Grade Switching Devices
- CTA-2006 Compliant
- Built-in Auto Sensing Turn-On via Hi-Input
- 12v Remote Output for External Devices
- 10X Switching for Hi or Low Pass Frequencies
- 0~12dB Variable Bass Boost
- 1 Band Parametric EQ from 30Hz to 120Hz @ 50Hz (E2, E3, & E4)
- Next Gen Advanced 5 Way Protection
- Custom RAIL CAPE™ 4 FARAD™ Capacitor (Optional)

NANO EDGE Series amplifiers have several cutting edge features like RCA inputs that take low or high level inputs up to 10 Volts. This built-in money saving OEM line converter is found in every model of our EDGE Series and every model uses a DC Off Set Music Sensing System to activate the ATO (Auto Turn On). Other new precision audio features found in select mono models include an adjustable 1 band parametric EQ with a 0 - 12 dB bass boost, switchable 12V Out terminal and a preparatory docking input for the optimal custom matching Massive Audio 4 farad rail capacitor. The Edge "E3F" and "E4F" are Full Range Digital monoblock amplifiers made for powerful multi mid-range speaker installations. On all multi-channel amplifier crossover adjustments there is a X10 switch that enables the amplifiers to be programmed as a High Pass or a Low Pass at 3 KHz adjustable up or down or they can be Band-Passed enabling the usage of raw drivers for more output control.

MODEL	CHANNEL	RMS	MAX	MINΩ	FREQ.RESPONSE	DIMENSIONS
E2	1	800W	1600W	1	10Hz~220Hz	2.1" x 5.9" x 8.0"
E3	1	1400W	2800W	1	10Hz~220Hz	2.1" x 5.9" x 11.1"
E3F	1	1500W	3000W	1	20Hz~25KHz	2.1" x 5.9" x 5.86"
E4	1	2000W	4000W	1	10Hz~220Hz	2.1" x 5.9" x 14.3"
E4F	1	2000W	4000W	1	20Hz~25KHz	2.1" x 5.9" x 8.58"
EX2	2	120Wx2	240Wx2	2	10Hz~35KHz	2.1" x 5.9" x 7.30"
EX44	4	100Wx4	400Wx2	2	15Hz~35KHz	2.1" x 5.9" x 9.50"
EX4R	4	800Wx4	2400Wx2	2	15Hz~30KHz	2.1" x 5.9" x 14.0"
EX5	5	120Wx4+800W	2560W	2/1	20Hz~25KHz	2.1" x 5.9" x 15.0"



BP SERIES V2



Full Range A/B Multi Channel & Mono Amplifiers

- HPF, LPF, FULL RANGE Crossovers
- Up to 9 Volt input via RCA or High Level speaker leads
- Built-in Noise Rejection Circuitry
- Bass Boost 0dB ~ 12dB @ 45Hz
- Full MOSFET with High Grade Switching
- High Output Power Supply & Dual Output Voltage
- CH 1/2 and CH 3/4 Crossover Select Switch
- 12V Remote Output for external devices
- Variable Hi or Low Pass Crossover Frequencies Up to or down from 3K Hz (Multi-Channels only)
- ATO ~ DC Offset Auto Turn On with 12V Out
- Mil Spec Single Sided PCB with SMD parts

The BP Series Amplifiers are designed with our "Price that Plays" motto. BP Amplifiers make CTA 2006 certified power. The built-in OEM line converters found in every model of BP use DC off set to activate the ATO (Auto Turn On). The RCA inputs can take high level speaker signal up to 9 Volts in. BP even has a convenient 12V out feature to power up other products. All Multi-Channel Blade crossover adjustments can be programmed as high or low pass & up to 3K Hz or Band Passed enabling the use with raw drivers. This ensures that no competition can stand up to the BP when it comes to features, performance and value.

MODEL	CHANNEL	RMS	MAX	MINΩ	FREQ.RESPONSE	DIMENSIONS
BP1000.1V2	1	455Wx1	1000Wx1	2	15Hz~30KHz	2" x 7.1" x 11.8"
BP2000.1V2	1	1000Wx1	2000Wx1	1	15Hz~250Hz	2" x 7.1" x 13.4"
BP4000.1	1	2000Wx1	4000Wx1	2	20Hz~16KHz	2.2" x 7.5" x 9.9"
BP6000.1	1	3000Wx1	6000Wx1	2	20Hz~16KHz	2.2" x 7.5" x 12.6"
BP8000.1	1	4000Wx1	8000Wx1	2	20Hz~16KHz	2.2" x 7.5" x 16.57"
BP500.2V2	2	80Wx2	500Wx1	2	15Hz~30KHz	2" x 7.1" x 7.9"
BP1000.2	2	160Wx2	1000Wx1	2	15Hz~30KHz	2" x 7.1" x 9.4"
BP800.4V2	4	60Wx4	400Wx2	2	10Hz~35KHz	2" x 7.1" x 11.8"
BP1000.4V2	4	80Wx4	500Wx2	2	10Hz~35KHz	2" x 7.1" x 12.6"
BP1500.5V2	5	80Wx4+500W	1500W	2	15Hz~30KHz	2" x 7.1" x 15.0"
BP-PS100		100A DIGITAL POWER SUPPLY				2.2" x 7.5" x 11.9"



SUBWOOFERS



BOA SERIES



Low Frequency / Ultra High Power Subwoofers

- Kevlar Fiber Non-Pressed Paper Cones
- 4 Inch Dual 1 Ohm Voice Coils
- EROM Foam Surrounds
- 450oz Flux Ferrite Y40 Magnets
- 8 AWG Pure Copper Direct Terminals
- Heavy Die Cast Baskets with Black Textured Finish
- Fiberglass Woven Dust Caps
- Pure Copper Embedded Triple Tinsel Leads
- Triple Black Poly Cotton Spiders

The Massive Audio BOA Series Subwoofers are CEA 2031 compliant and are built to be Big, Bad, Beautiful! All BOA Series Ferrite model subwoofers use enormous 4" quadruple layered, dual 1 Ohm flat wound aluminum voice coils with Kevlar fiber dust caps and non-pressed paper cones that have stylish red stitching. BOA is powered with triple stacked 470oz Hi-Flux Ferrite Magnets that bolt to its heavy die-cast aluminum alloy basket. The BOA Neodymium subwoofers weigh 40% less than their Ferrite brothers at the same power handling! BOA subwoofers are made to shatter windshields and world records!



MODEL	POWER RANGE	IMPEDANCE	VOICE COIL	MAGNET	SENSITIVITY
BOA121	6000w / 12000w	Dual 1	4"	470oz	88.9 dB
BOA121N	6000w / 12000w	Dual 1	3"	NdfeB	89.8 dB
BOA151	6000w / 12000w	Dual 1	4"	470oz	90.0 dB
BOA151N	6000w / 12000w	Dual 1	3"	NdfeB	92.7 dB

HIPPOXL SERIES



Big Bottom / Ultra High Power Subwoofers

- Kevlar Fiber Non-Pressed Paper Cones
- Die Cast Basket with Black Textured Finish
- Stitched at Cones edge for added strength
- EROM Foam Surrounds
- Strontium Double Stacked Magnets
- 8 AWG Pure Copper Direct Terminals
- Heavy Die-Cast Alloy Baskets
- Pure Copper Embedded Tinsel Leads
- Reinforced Fiberglass Woven Dust Caps
- Black Anodized Voice Coil Formers
- Custom Tooled Rubber Basket and Magnet Boots
- Oversized Mirror Image Dual Poly / Nomex Spiders

Everyone wants "BIG BOTTOM" when it comes to BASS in their ride, right? Not much is fatter than the Massive Audio CEA 2031 compliant series subwoofers that can "Bass Flash" that Big Bottom with up to 6000 Watts. Aluminum Cast Basket and Double Stacked Strontium Magnets rest under a large thick Non-Pressed Paper Cone that is then bonded to EROM foam surrounds that are double stitched in red around a reinforced fiberglass woven dust cap. Ten gauge speaker wire is then hardwired directly into the dual 2" - 4" voice coils connected through flat high temp tensile wire that is stitched into dual spiders! That's how you get a "BIG BOTTOM" in your ride!

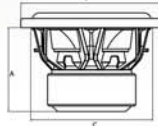


MODEL	POWER RANGE	IMPEDANCE	VOICE COIL	MAGNET	SENSITIVITY
HIPPOXL64	300w / 600w	Dual 4	2.0"	90oz	86.9dB
HIPPO84	500w / 1000w	Dual 4	2.5"	100oz	88.3dB
HIPPOXL84	700w / 1400w	Dual 4	2.5"	120oz	88.8dB
HIPPOXL82R	900w / 1800w	Dual 2	2.5"	200oz	89.9dB
HIPPOXL84R	900w / 1800w	Dual 4	2.5"	200oz	90.9dB
HIPPOXL102	2000w / 4000w	Dual 2	3.0"	350oz	92.5dB
HIPPOXL104	2000w / 4000w	Dual 4	3.0"	350oz	92.5dB
HIPPOXL122	2000w / 4000w	Dual 2	3.0"	350oz	96.0dB
HIPPOXL124	2000w / 4000w	Dual 4	3.0"	350oz	95.5dB
HIPPOXL122R	3000w / 6000w	Dual 2	4.0"	430oz	100dB
HIPPOXL152	2000w / 4000w	Dual 2	3.0"	350oz	98.0dB
HIPPOXL152R	3000w / 6000w	Dual 2	4.0"	430oz	98.7dB

SUMMOXL SERIES



Dimensions	SUMMO 64	SUMMO 84	SUMMO 84S	SUMMO 84S	SUMMO XL 104	SUMMO XL 124	SUMMO XL 154
Mounting Depth (A)	4.76"	5.04"	3.86"	4.45"	6.81"	7.48"	8.58"
Mounting Diameter (B)	7.08"	8.54"	7.03"	8.66"	10.83"	12.68"	15.43"
Mounting Cut Diameter (C)	5.98"	7.24"	5.94"	7.32"	9.21"	11.14"	13.80"
Net Weight (lb)	16.53	24.25	6.83	10.6	27.75	28.66	29.76
Displacement (ft ³)	0.025	0.035	0.02	0.03	0.065	0.095	0.175



High Performance / Sound Quality Subwoofers

- Triple Black Poly Cotton Spiders with Mirror Image Layout
- Enhanced Cooling T-Yoke Design with Black Anodized Finish
- Die Cast Basket with Black Textured Finish
- Kevlar Fiber Enhanced Non-Pressed Paper Cones
- 10 AWG Pure Copper Direct Terminals
- Heavy Die-cast Alloy Baskets
- ERDM Foam Surrounds with Red Stitching
- Fiberglass Woven Dust Caps
- High Energy Double Stacked Magnets
- 4-Layer Hi-Temp Voice Coils
- Closed Back / Basket Vented For Super Slim Mounting (64S, 84S)

Massive Audio created the "SUMMOXL" line of subwoofers for daily drivers who want competition quality. These subwoofers play lower frequencies at high power with ease. Just like the SUMO fighters they are named after these subs are very large and dominate with their up to 3000W power handling. They play loud and low and come in sizes down to the amazing 6.5" Summo 64 subwoofer!

A new addition to the line are the Slim Mount SUMMO64S and 84S. These incorporate proprietary design that allows for the magnet to be bolted to the back of the box. This allows for shallow mounting and full front and back bracing, which highly reduces box flexing and transfers that energy for greater power handling and low frequency bass output!

MODEL	POWER RANGE	IMPEDANCE	VOICE COIL	MAGNET	SENSITIVITY
SUMMO64	150w / 300w	Single 4	1.5"	54oz	85.3dB
SUMMO64S	200w / 400w	Dual 4	1.5"	45oz	87.5dB
SUMMO84	300w / 600w	Dual 4	2.0"	90oz	91.4dB
SUMMO84S	400w / 800w	Dual 4	2.0"	66oz	89.6dB
SUMMOXL104	1500w / 3000w	Dual 4	3.0"	250oz	90.7dB
SUMMOXL124	1500w / 3000w	Dual 4	3.0"	250oz	93.6dB
SUMMOXL154	1500w / 3000w	Dual 4	3.0"	250oz	96.0dB



KILOX SERIES



High Performance / Sound Quality Subwoofers

- Die Cast Basket with Black Textured Finish
- Kevlar Fiber Enhanced Non-Pressed Paper Cones
- ERDM Foam Surround with Red Stitching
- 3.0" 4-Layer Hi-Temp Voice Coils
- Fiberglass Woven Dust Caps
- Enhanced Cooling T-yoke Design with Black Anodized Finish
- Double Stacked 180oz High Energy Magnets
- Double Black Poly Cotton Spiders with Mirror Image Layout
- Customized Rubber Gasket and Magnet Boot
- 10 Gauge Power Cable with Direct Lead Connection
- Dual Voice Coils

The KILOX Series Subwoofers are the perfect choice for audio enthusiasts that demand high performance at low frequencies with only moderate power consumption.

At 1000 Watts RMS you will be able to hit extremely hard while minimizing power upgrades to your vehicles alternator and batteries. The KILOX SERIES car audio subwoofer utilizes dual voice coils for multiple impedance wiring options.

KILOX Series come in 4 models that all utilize 180oz Double Stacked Ferrite Magnets, Double Black Poly Cotton Spiders, Kevlar Fiber Enhanced Non-Pressed Paper Cones and 100% Pure Copper 10 Gauge leads hard wired directly into the spider.

MODEL	POWER RANGE	IMPEDANCE	VOICE COIL	MAGNET	SENSITIVITY
KILOX104	1000w / 2000w	Dual 4	3.0"	180oz	86.5dB
KILOX122	1000w / 2000w	Dual 2	3.0"	180oz	87.3dB
KILOX124	1000w / 2000w	Dual 4	3.0"	180oz	86.8dB
KILOX154	1000w / 2000w	Dual 4	3.0"	180oz	88.7dB

GTX SERIES



High Performance / Sound Quality Subwoofers

- Heavy Stamped Steel Baskets
- UV Treated Non-Pressed Paper Cones
- EROM Foam Surrounds with Red Stitching
- 4-Layer Hi-Temp Voice Coils
- Round PP Vacuum Dust Caps
- High Energy Double Stacked Magnets
- Poly Cotton Spider with Woven Tinsel Leads
- Customized Rubber Gasket and Magnet Boots
- Dual Impedance Black Anodized Former
- 5 Way Binding Push Terminals

The CEA 2031 Compliant GTX Series Subwoofers can gobble up to 1400 Watts! Its 4 layer Dual 4 Ohm or Dual 2 Ohm Hi-Temp Black Anodized Voice Coil are 2.5 inches and are surrounded by powerful double stacked 120oz Strontium Ferrite Magnets. 10mm top plates allow for extended excursion with low frequency performance in mind. Then it's all bolted to low resonance Steel Baskets. GTX Subwoofers have the power and looks to turn heads!

MODEL	POWER RANGE	IMPEDANCE	VOICE COIL	MAGNET	SENSITIVITY
GTX64	250w / 500w	Dual 4	1.5"	70oz	87.3dB
GTX84	400w / 800w	Dual 4	2.0"	90oz	87.6dB
GTX102	700w / 1400w	Dual 2	2.5"	120oz	89.4dB
GTX104	700w / 1400w	Dual 4	2.5"	120oz	89.4dB
GTX122	700w / 1400w	Dual 2	2.5"	120oz	91.3dB
GTX124	700w / 1400w	Dual 4	2.5"	120oz	92.7dB
GTX124R	1000w / 2000w	Dual 4	3.0"	180oz	88.8dB
GTX154	700w / 1400w	Dual 4	2.5"	120oz	93.6dB



MMA SERIES



Sound Quality Subwoofers

- Heavy Gauge Steel Basket
- UV Treated Laminated Paper Cones
- EROM Foam Surrounds with Red Stitching
- 4-Layer Hi-Temp Voice Coils
- Round PP Vacuum Dust Caps
- High Energy Strontium Ferrite Magnets
- Poly Cotton Spider with Woven Tinsel Leads
- Customized Rubber Gasket
- Dual Impedance Black Anodized Former

The CEA 2031 Compliant MMA Series Subwoofers can gobble up to 1000 Watts! Its 4 layer dual 4 Ohm Hi-Temp Black Anodized Voice Coil are 2 inches and are surrounded by powerful 70oz Strontium Ferrite Magnets. 8mm top plates allow for extended excursion with low frequency performance in mind. Then it's all bolted to low resonance Steel Baskets. When it comes to affordable performance and power only MMA subwoofers will hit this hard!



MODEL	POWER RANGE	IMPEDANCE	VOICE COIL	MAGNET	SENSITIVITY
MMA104	500w / 1000w	Dual 4	2.5"	70oz	88.3dB
MMA124	500w / 1000w	Dual 4	2.5"	70oz	88.8dB

15

TKO SERIES



Sound Quality Subwoofers

- Heavy Gauge Steel Basket
- High Intensity Grade Y30 Strontium Ferrite Magnets
- Black E-Coated Magnetic Plates for Voice Coils Cooling
- Poly Cotton Spiders with Woven Round Tinsel Leads
- Laminated Paper Cones with Pressed Foam Surrounds
- High Impedance Aluminum Formers with EISV Voice Coils
- Round Shape PP Vacuum Dust Caps
- Woven Round Tinsel Leads
- 8mm Top Plate

To get a knockout in boxing it takes training, conditioning, practice, and "timing." To get a TKO with Massive Audio, all you have to do is "Get In, Buckle Up and Turn It Up!" The 600 Watt TKO Series subwoofers deliver a knockout leaving the competition cold. TKO Subs are CEA 2031 compliant with steel baskets, foam surrounds with red stitching for added strength and poly cotton spiders with woven round tinsel leads that are all surrounded by powerful Y30 Strontium Ferrite Magnets! No need to count to 10. By unanimous decision the TKO Series is the winner!



MODEL	POWER RANGE	IMPEDANCE	VOICE COIL	MAGNET	SENSITIVITY
TKO104	300w / 600w	Dual 4	2.0"	50oz	87.9dB
TKO124	300w / 600w	Dual 4	2.0"	50oz	89.6dB
TKO1254	300w / 600w	Single 4	2.0"	50oz	90.1dB

UFO SERIES

Slim Mount / Sound Quality Subwoofers

- Heavy Gauge Steel Basket with Industrial Textured Painting
- High Flux Y30 Strontium Ferrite Magnets
- High Impedance Aluminum EISV Voice Coils
- Poly Cotton Spider with Woven Round Tinsel Leads
- Injection PP Cone with Pressed Foam Surrounds
- Shallow Design for Architecture and Automotive
- 5 Way Binding Push Terminals

When you need Bass but got no Space you can count on the Massive Audio UFO Shallow Mount Series Subwoofers. With mounting depths of 2.95" on the UFO 10 and 3.11" on the UFO 12 a small sealed box can be as tiny as 0.5 Cubic Feet! Their large voice coils can take the 600 Watt CEA2031 power rating while high flux Y30 Strontium Ferrite Magnets help jump the output sensitivity to over 84dB! In a small space or in outer space Massive Audio UFO subwoofers truly deliver an out of this world sound.



MODEL	POWER RANGE	IMPEDANCE	VOICE COIL	MAGNET	SENSITIVITY
UFO10	300w / 600w	Dual 4	2.5"	40oz	82.5dB
UFO12	300w / 600w	Dual 4	3.0"	50oz	84.5dB



ECO SERIES

Sound Quality Subwoofers

- Heavy Gauge Steel Basket
- High Intensity Grade Y30 Strontium Ferrite Magnets
- Black E-Coated Magnetic Plates for Voice Coils Cooling
- Poly Cotton Spiders with Woven Round Tinsel Leads
- Laminated Paper Cones with Pressed Foam Surrounds
- High Impedance Aluminum Formers with EISV Voice Coils
- Round Shape PP Vacuum Dust Caps
- Woven Round Tinsel Leads
- 6mm Top Plate

Do you want performance without breaking the bank? With the Massive Audio ECO Series subwoofers you can count on it. With an 87dB efficiency and handling up to 500 Watts this sub hits hard at a great price. Made with solid steel baskets, EISV Voice Coils, Woven Round Tinsel Leads and Laminated Paper Cones with red stitching the ECO Series CEA 2031 compliant subwoofers have "Performance That Plays!"



MODEL	POWER RANGE	IMPEDANCE	VOICE COIL	MAGNET	SENSITIVITY
ECO1054	250w / 500w	Single 4	1.5"	45oz	87.3dB
ECO1254	250w / 500w	Single 4	1.5"	45oz	86.2dB



BOOM SERIES

High Performance Loaded Subwoofers

- Heavy Stamped Steel Baskets
- UV Treated Non-Pressed Paper Cones
- EROM Foam Surrounds with Red Stitching
- 4-Layer Hi-Temp Voice Coils
- Round PP Vacuum Dust Caps
- High Energy Double Stacked Magnets
- Poly Cotton Spider with Woven Tinsel Leads
- Black Anodized Deep Steel Woofer Bars
- Dual Impedance Black Anodized Former
- 5 Way Binding Push Terminals
- High Quality Industrial Grade Carpet




MODEL	POWER RANGE	IMPEDANCE	VOICE COIL	SENSITIVITY	DIMS
BG6	250w / 500w	2 Ohm	1.5"	93.6dB	14" x 9" x 8"
BG8	400w / 800w	2 Ohm	2"	93.6dB	18" x 12" x 10"
BT10	300w / 600w	2 Ohm	2"	89.5dB	21.6" x 15.2" x 13"
BT12	300w / 600w	2 Ohm	2"	91.3dB	26" x 13.3" x 14"



Powered Loaded Subwoofer Enclosures

The BAG & BAT lines have enclosed 200w - 350 Watt RMS Subwoofers with Black Anodized protective Steel Grills are powered by Class-D amplifiers built into an airtight & impact resistant ABS enclosure with sealed subwoofer leads to prevent internal sub box air from leaking into and out of the amplifier. With features like Phase Control at 0 - 180 degrees, Variable Crossover Adjustments at 40Hz - 200Hz, Bass Boost at 0dB - 12dB, Selectable Amp Turn-On Selection With Remote - DC Input - Signal Sense and Adjustable Level Control at 0.2v - 6v these Powered Boxes are the perfect solution for DIY installs and Plug & Play systems.

Black Anodized Steel Grills are also available for purchase!



MODEL	POWER RANGE	IMPEDANCE	FREQ. RESPONSE	DIMENSIONS
BAG6	200w / 400w	2 Ohm	20Hz-200Hz	14" x 9" x 8"
BAG8	350w / 700w	2 Ohm	20Hz-200Hz	18" x 12" x 10"
BAT12	350w / 700w	2 Ohm	20Hz-200Hz	24" x 14" x 14"



TRIDENT SERIES



Mono Block Digital Amplifiers Full Range Digital Multi Channel Bluetooth Amplifiers

- Up to 9 Volt input via RCA or High Level speaker leads
- Bluetooth Audio Streaming with Multi-Channel Amplifiers (Optional UBT1 Dongle)
- Rust-free Black Anodized Blushed Aluminum
- Circuit Boards Are Dure-Coated with 320-F Epoxy for Water Resistance
- 24dB Adjustable LP Crossover 10Hz - 200Hz (Mono-Block)
- 24dB Adjustable Subsonic Filter 10Hz - 50Hz (Mono-Block)
- LPF / FULL / HPF Crossover frequency selections (Multi-Channel)
- Nickel Plated Connections
- SMD Hi-Fi Audio Components 4 Layer-Mill Spec PCB's
- Optional UR1 Remote Gain Control Available for Mono-Blocks
- 0-12dB Bass Boost EG from 30Hz - 90Hz (Mono-Block)
- ATD (Auto Turn On)-DC Offset on Hi Level Input and 12V Out.
- Noise Rejection Circuitry for ultra-clean output
- RAILCAPS "RCT" or "BLX" Docking Input (optional capacitor)

Massive Audio Trident Series Amplifiers. All models feature Digital Platforms, Built In OEM Line Converters, Up to 9V In, Line Out, Auto Turn (no turn on wire needed) with 12V out and support a USB which accommodates the optional UBT1 Bluetooth Dongle for audio streaming on multi-channel models.

All Trident Amps use nickel plated RCA inputs and circuit boards are sprayed for water resistance and then everything gets shielded in a rust proof aluminum housing. Each model supports a "Docking Port" to plug in an optional custom matching Railcap Booster RAILCAPS "RCT" or "BLX"

Whether in the car or on the water Massive Audio Trident Series Amplifiers provide Power, Comparability and Protection against the elements!

MODEL	CHANNEL	RMS	MAX	MIN Ω	FREQ. RESPONSE	DIMENSIONS
T2	1	800W	1600W	1 Ω	10Hz-150Hz	1.6" x 4.25" x 7.99"
T3	1	1400W	2800W	1 Ω	10Hz-150Hz	1.6" x 4.25" x 11.5"
T4	1	2000W	4000W	1 Ω	10Hz-150Hz	1.6" x 4.25" x 13.0"
TX2	2	120Wx2	480Wx1	2 Ω	10Hz-25KHz	1.6" x 4.25" x 7.80"
TX44	4	120Wx4	480Wx2	2 Ω	10Hz-25KHz	1.6" x 4.25" x 9.76"
TX48	4	200Wx4	800Wx2	2 Ω	10Hz-25KHz	1.6" x 4.25" x 10.75"
TX5	5	120Wx4+600W	2160W	2 Ω /2 Ω	10Hz-25KHz	1.6" x 4.25" x 12.17"

MARINE / OFF ROAD POWERSPORTS



Trident Marine Series

Massive Audio is ready to set sail with the release of their Water Proof "Trident Marine Series" speakers for boats, off road vehicles and motorcycles. All "Trident Series" speakers are 100% UV stable marine grade IP65 & CTA2031 compliant. All models use high gloss injection molded cans, baskets and ASA grills. All are rated at 4 Ohm and all models include RGB LED "Pulse" lighting and optional RGB remote.



The Trident T65S, T8S speakers are 2-Way coaxial speakers that use large 1" Silver PEI Dome tweeters, Injection PP cones, NBR surround sand high powered Y35 Ferrite magnets. The Trident T65C, T8C "Tower" speakers include mounting clamps and front/rear facing RGB LED "Pulse" lighting. T65C&T8C "Tower" speakers are a 2 way coax design that use 25mm & 34mm Titanium Compression Driver, Waterproof Paper cones, Cloth surrounds and high powered Y35 Ferrite magnets.

The Trident T65X are high quality 6.5 inch component style coaxial, IP65, 100% UV stable marine grade speakers with carbon fiber textured 136 stainless steel mesh grills that are perfect for salt water boats, runabouts, side by sides, LTVs, ATVs and other off-road vehicles. Enjoy top quality construction that include high temp heavy duty baskets, 1" Aluminum dome silk surround tweeters with weather resistant treated cones and surrounds and 2" high temp KSV voice coil and high powered Y35 Ferrite magnets.

MODEL	POWER RANGE	V. C.	IMPEDANCE	SENSITIVITY	FREQ. RANGE	DEPTH/DIA.
T65C	200w / 400w	1.5"	4 Ω	93dB	65-23KHz	9.87"/6.93"
T8C	300w / 600w	1.5"	4 Ω	95dB	55-23KHz	11.5"/8.58"
T65S	160w / 320w	1.2"	4 Ω	90dB	45-23KHz	2.55"/6.90"
T8S	200w / 400w	1.5"	4 Ω	92dB	35-23KHz	3.09"/8.58"
T65X	120w / 480w	2.0"	4 Ω	95dB	70-20KHz	2.79"/6.90"
T65XE	80w / 320w	1.2"	4 Ω	92dB	60-20KHz	2.40"/6.90"
RGB-1	Wireless 100 feet • 20 Program Styles • 4.3" x 2" x .75" • AAA Batteries • Full Color Spectrum					



ALUMA 6

Audiophile Grade Component Speakers

- * Cast Aluminum Basket with Satin Chrome Pearl Anodizing Finish
- * 2 Ohm Stable (each speaker) for high power applications
- * High-Energy Y40 Magnets Assures Sufficient Magnet Force Needed for High Sensitivity and Accurate Sound Reproduction
- * Optional grills upon request only
- * Aluminum Composite Paper Cone with Butyl Rubber Surround
- * 25mm Silk Diaphragm Tweeter with Ferro Fluid Cooled V.C.
- * 1.5" High temperature TILL Voice Coil
- * Custom Audiophile Grade 12dB Crossover with Massive Logo
- * Two Piece Custom CNC Aluminum Tweeter Housing



CARBON 6

- * Custom Cast Aluminum Basket with Satin Chrome Pearl Anodizing Finish
- * High-Energy Y40 Magnets Assures Sufficient Magnet Force Needed for High Sensitivity and Accurate Sound Reproductions
- * Optional grills available upon request only
- * Custom Carbon Fiber Cone with Butyl Rubber Surround
- * 25mm Silk Diaphragm Tweeter with Ferro Fluid Cooled V.C.
- * 1.3" High temperature TILL Voice Coil
- * Custom Audiophile Grade 12dB Crossover with Massive Logo
- * Two Piece Custom CNC Aluminum Tweeter Housing



The ALUMA 6 & CARBON 6 is a high quality custom component speaker set created with a very sophisticated Italian design by engineers from Zucattii™ and Massive Audio. Each tweeter has a perfectly tuned CNC chamber with high end aluminum housing. They are built with a heavy gauge satin chrome anodized basket with pearl finish that holds high-energy Y40 magnets. The custom cones are surrounded with a soft butyl rubber and bonded to a high temperature TILL voice coil. The high powered 25mm soft silk diaphragm tweeter is cooled with Ferro Fluid for a smooth sonic timber that is controlled buy a custom audiophile grade 12dB Links-worth Riley crossover with tweeter attenuation settings.

MODEL	POWER RANGE	VOICE COIL	IMPEDANCE	SENSITIVITY	FREQ. RANGE	DEPTH/DIA.
ALUMA 6	300w / 500w	1.5"	2ohm	93dB	50Hz - 20KHz	2.72 / 6.5"
CARBON 6	280w / 500w	1.3"	4ohm	93dB	50Hz - 20KHz	2.72 / 6.5"



FAZE SERIES

High Quality Component Speakers



- * Custom Cast Aluminum Baskets With Thick Powder Coating
- * 6.5 Inch Drivers with High-Energy Y40 Magnets
- * 3" Dynamic Audiophile Mid-Range Speakers (FC6.3)
- * 25 mm Silk Diaphragm Tweeters with Ferro Fluid Cooled V.C.
- * Custom External 12dB Linksworth Riley Crossovers
- * Custom Designed Pole Piece for Low Distortion and Sound Quality
- * High Sensitivity and Accurate Sound Reproduction
- * Fully Isolated Tinsel Leads to Eliminate Cross-talk
- * Two Piece Custom Paint-able Metal Grills
- * High Quality Cloth Spider with Polyester Fiber
- * Laminated Mica Composite Paper Cones (FZ6)
- * Woven Fiber Coating Paper Cones (FC6.3 / FC6)
- * High Temperature KSV Voice Coils (FC6.3 / FC6)
- * 1" High temperature ASV Voice Coils (FZ6)



FC6.3

Warm Deep Bass, Powerful "Rim Smacking" Midrange and Silky Smooth Highs best describes the Massive Audio FAZE Series component speakers. Their 25mm Silk Dome Ferro Fluid cooled tweeters use an external easy to use "threaded nut & bolt" mounting system. The cast power coated aluminum baskets holding High Quality Cloth Spiders bonded to Woven Fiber Paper & Mica Composite Cone surrounded by soft Butyl Rubber let you know you that you are in for the ride of your life! All of this technology can be cranked up without losing fidelity due to their high powered Y40 Magnets and overall construction. All drivers are filtered by High Powered Competition Grade Linksworth Riley 12dB Crossovers. Look no further! Installers and consumers alike all praise Faze Series as Massive Audio's best component speakers due to their high SPL and accurate sound reproduction.

MODEL	POWER RANGE	VOICE COIL	IMPEDANCE	SENSITIVITY	FREQ. RANGE	DEPTH/DIA.
FC6	150w / 300w	1"	4ohm	93dB	50-20kHz	2.40" / 6.5"
FC6.3	150w / 300w	1"	4ohm	93dB	50-20KHz	2.40" / 6.5"
FZ6	400w / 800w	1"	4ohm	93dB	50-20KHz	2.64" / 6.5"

FX / FK SERIES



22

High Quality Coaxial / Component Speakers

- * Heavy Gauge Steel Basket With Thick Powder Coating, MASSIVE Punched Logo (FX6/FK6/FX69)
- * Rugged Construction to Withstand Harsh Mobile Environments
- * Two Piece Custom Paint-able Metal Grills
- * High Flux Y35 Strontium Ferrite Magnet
- * Custom Designed Pole Piece for Low Distortion and Sound Quality
- * High Temperature 100% Pure KSV Voice Coil
- * Custom Fiber Glass Cone With Butyl Rubber Surround
- * Fully Isolated Tinsel Leads to Eliminate Crosstalk
- * 20mm Aluminum Inverted Dome Tweeter
- * Built-in 6dB Crossover (Co-Axial)
- * Competition Grade 12dB Crossover (FK6)

FX coaxial speakers provide some of the best quality available in a full range speaker system for today's money and are designed to be easily installed in most modern vehicles. All models use 20mm Aluminum Inverted Dome Tweeters, in-line high pass filter and auto tweeter protection is directly hard wired. Other features include heavy gauge stamped steel / low resonance composite baskets, high flux Y35 strontium magnets, pure copper voice coils, fully isolated tinsel leads to eliminate unwanted cross talk, Custom fiber glass cones, butyl rubber surrounds and custom two piece paint-able grills.

The FK6 component Kit can handle up to 160 Watts Max power and are comprised of high quality materials to assure Value, Quality and Performance in one complete system.

MODEL	POWER RANGE	VOICE COIL	IMPEDANCE	SENSITIVITY	FREQ. RANGE	DEPTH/DIA.
FX 4	50w / 100w	1"	4ohm	87dB	70-20KHz	2"/4"
FX 5	60w / 120w	1"	4ohm	90dB	70-20KHz	2.06"/5.25"
FX 6	75w / 150w	1"	4ohm	91dB	58-20KHz	2.46"/6.5"
FX 57	70w / 140w	1"	4ohm	91dB	58-20KHz	2.2"/5x7"
FX 69	80w / 160w	1"	4ohm	92dB	50-20KHz	3.3"/6x9"
FK 6	80w / 160w	1"	4ohm	92dB	58-20KHz	2.46"/6.5"



PXK SERIES



23

12 Volt Pro Audio / Slim Mount Component Kits & Coaxials

- Custom Cast Aluminum Basket with Thick Powder Coating
- Custom Competition Grade 6 dB Crossover with Massive Logo
- Two piece custom paint-able metal grills
- Ultra shallow mounting depth fit for all vehicle system
- Laminated paper cone with cloth surround
- High quality cloth spider with polyester fiber
- 1.5" High temperature TILL voice coil
- Fully isolated tinsel leads to eliminate crosstalk
- 25mm Aluminum Bullet Tweeter with Ferro Fluid Cooled V.C.
- High Grade Ferrite Magnet

The 12 Volt Pro Audio PK6S shallow mount components are the result of watching and listening to the "Beat from the Street". Massive has tapped into the new pulse of the 12 Volt Pro scene by combining old school car audio elements with current trends. At just under a 1.99" mounting depth the PK6S driver can mount into shallow locations that the majority of other drivers cannot. Its Custom Cast Aluminium Basket, Competition Grade 12 dB Crossover with cloth surround Laminated paper cones and polyester fiber spider hold the 250 watt oversized 1.5" high temp voice coils that are surrounded by high grade Ferrite Magnets. The crystal 25mm Aluminum Ferro Fluid Cooled Tweeter uses a large external threaded nut & bolt through a hole system for flexible mounting. Normally you would need to buy all the components needed separately to install a 12 Volt Pro system.

MODEL	POWER RANGE	VOICE COIL	IMPEDANCE	SENSITIVITY	FREQ. RANGE	DEPTH/DIA.
PK6S	250w / 500w	1.5"	4ohm	100dB	100-20KHz	1.99"/6.5"
P65X*	120w / 480w	1.5"	4ohm	96dB	100-22KHz	3.05"/6.5"
P69X*	140w / 280w	1.5"	4ohm	96dB	80-20KHz	3.46"/6x9"

*Sold As Each



MX SERIES



Coaxial Speakers

- * Heavy Gauge Steel Basket With Thick Powder Coating
- * High Grade Ferrite Magnet (Midrange)
- * Custom Rubber Surround with Coated Paper Cone
- * Hard Dome Tweeters - 13mm Ferro Fluid Cooled Dome Tweeters
- * Wide Dispersion with built in phase control
- * Neodymium Magnets (Tweeters)
- * 1-inch / 25-mm KSV Voice Coils
- * Threaded Back plate for easy Tweeter Installation
- * High-grade Crossover Capacitor with Large Gauge Inductors
- * Phase-Optimized Designed 12dB Crossovers
- * Small Footprint of Crossover for Tight Installation Requirements

The Massive Audio MX Series Coaxial Speakers have high powered Flux Y30 Strontium Ferrite Magnets that are contained by powered coated steel baskets with the word "MASSIVE" stamped right through the steel. In the center of a MX Series Coax speakers sit a 1" KSV coil that floats on a poly fiber spider. All speakers sizes include soft custom rubber surrounds, laminated paper cones, a phase optimized 12dB crossover with 13mm Ferro Fluid Cooled dome tweeters. The MX coaxial speakers are excellent for audiophiles looking for sound quality and power without breaking the bank.

MODEL	POWER RANGE	VOICE COIL	IMPEDANCE	SENSITIVITY	FREQ. RANGE	DEPTH/DIA.
MX2	20w / 40w	0.5"	4ohm	90.1dB	200-20KHz	1.12"/1.81"
MX3	25w / 50w	0.75"	4ohm	91.2dB	160-20KHz	1.59"/3.5"
MX4	30w / 60w	0.75"	4ohm	91.5dB	120-20KHz	1.63"/4.0"
MX46	40w / 80w	1"	4ohm	90.1dB	95-20KHz	2.13"/4x6"
MX5	40w / 80w	1"	4ohm	90.5dB	80-20KHz	1.95"/5.25"
MX57	50w / 100w	1"	4ohm	92.5dB	65-20KHz	2.17"/5x7"
MX65	60w / 120w	1"	4ohm	90dB	60-20KHz	2.48"/6.5"
MX65S	50w / 100w	1"	4ohm	90dB	60-20KHz	1.89"/6.5"
MX693	60w / 120w	1"	4ohm	93.6dB	60-20KHz	2.95"/6x9"



TWEETER KITS



High Frequency Transducers

- * Swivel Feature for Flexible Mountings (CT1, CT1a & CT2II)
- * 25mm Silk Soft or Aluminum Dome (CT1, CT1a)
- * External 12dB Crossovers (CT1, CT1a, CT2II)
- * Surface, Angle, Flush Mount Options (CT1, CT1a, CT2II)
- * Neodymium Magnets (CT1, CT1a, CT2II)
- * 28mm Silk Soft Dome (CT2II)
- * 4 Ohm Impedance

Massive Audio's CT Series are the perfect complement to any high end car audio system. CT Series incorporate Neodymium or Ferrite Magnets and 12dB crossovers. The CT1a is an aluminum dome while the CT1, CT2 incorporate pure German silk Dome Tweeters. CT1, CT1a & CT2 high frequency transducers have an array flexible mounting options including surface or flush mounts while the allows for an easy 4 corner mounting installations.

MODEL	POWER RANGE	VOICE COIL	SENSITIVITY	FREQ. RANGE	TWEETER
FT1	50w / 100w	20mm	96dB	1.5K-20KHz	ALUMINUM
CT1	60w / 120w	25mm	90dB	1.2K-20KHz	SILK
CT1A	60w / 120w	25mm	92dB	1.3K-20KHz	ALUMINUM
CT2	80w / 160w	28mm	92dB	1.4K-20KHz	SILK
CT30*	60w / 300w	30mm	93.5dB	3K-22KHz	SILK

* Sold As Each



HONDA OEM



26

Factory OEM Drop-In Speakers

- * Custom fit ABS basket for Front & Rear HONDA & TOYOTA Vehicles
- * Custom Made Massive Logo Tweeter Housing.
- * Built-in 6dB Crossover Cap Filters.
- * High-Energy Y35 Magnets ensures sufficient motor force for accurate sound quality
- * Rugged Construction to withstand harsh mobile environments
- * Custom Fiber Glass Cones with Butyl Rubber Surrounds
- * Fully Isolated Tinsel Leads to Eliminate Crosstalk
- * High Quality Cloth Spiders with Polyester Fiber
- * 1" High Temperature 100% Pure KSV Voice Coils
- * 20mm Inverted Aluminum Dome Tweeters with Ferro Fluid Cooled Voice Coils



MODEL	POWER RANGE	IMPEDANCE	VOICE COIL	TWEETER	SENSITIVITY
HON6X	80w / 160w	4ohm	1"	20mm	88dB
HON6K	80w / 160w	4ohm	1"	20mm	88dB

TOYOTA OEM



27

The HON65K & TOY65K are a 2-Way 6.5" Component kits with Woofer and Tweeter set that enables customers to easily drop into factory locations to improve the musicality of numerous Toyota® and Honda® models World-wide. Precision tuning for reliability, natural sound response and deep bass. These kits has been designed with the original factory connectors in mind for a seamless integration.

A Custom Fiber Glass Cone is surrounded with a soft butyl rubber are bonded to a 1" high temperature KSV V.C. The high powered 20mm inverted aluminum dome tweeter is cooled with Ferro Fluid for a smooth sonic timber that is controlled buy a custom competition grade 6dB Links-worth Riley crossover with tweeter attenuation settings.

The HON65X & TOY65X are 2-Way Coaxial Speakers that make integration even more seamless with their built-in center stage tweeters attached to the woofer. Enjoy the same rich sound quality as the component kits with the ease of a coaxial configuration.

For a full list of makes and models please visit the speakers' respective products page at www.massiveaudio.com

OEM Drop-in Speakers are also available for other car models 'upon request' such as:

NISSAN/VW/KIA/HYUNDAI/MAZDA/BMW/MERCEDES BENZ



MODEL	POWER RANGE	IMPEDANCE	VOICE COIL	MAGNET	SENSITIVITY
TOY6X	80w / 160w	4ohm	1"	20mm	88dB
TOY6K	80w / 160w	4ohm	1"	20mm	88dB

ACCESSORIES

CAPACITORS

Massive Audio Rail Capacitors are custom tooled to perfectly match each series of amplifiers we make. these custom capacitors have a built in connector that plugs directly into the coordinating amplifier for a clean hassle free install. Our CAP 4 is a universal CAP with voltage LED's that can be connected to any brands amplifier. Massive CAPS have an industry low ESR and provide lightning fast power transfer to prevent clipping due to lack of constant current from battery to amplifier.



- CAP 4:** 4 FARAD CAPACITOR, 3 DIGIT LED DISPLAY FOR VOLTAGE MONITORING
- RAILCAP-P:** CAPACITOR BOOSTER, CUSTOM TOOLED FOR THE PRIMO SERIES AMPLIFIERS
- RAILCAP-E:** CAPACITOR BOOSTER, CUSTOM TOOLED FOR THE EDGE SERIES AMPLIFIERS
- RAILCAP-T:** CAPACITOR BOOSTER, CUSTOM TOOLED FOR THE TRIDENT SERIES AMPLIFIERS

EQUALIZERS

- 50Hz, 315Hz, 2.5KHz, 12KHz (EQ4)
- 50Hz, 125Hz, 320Hz, 750Hz, 2.2KHz, 6KHz, 16KHz (EQ7X)
- 50Hz, 120Hz, 250Hz, 500Hz, 1KHz, 4KHz, 8KHz, 16KHz (EQ9)
- Automatic High to Low Conversion Line Input
- Each Frequency Adjustable From -12dB to +12dB
- 15dB to +15dB for Subwoofer Frequencies
- Subwoofer Output Fixed at 120Hz
- 8 Volt Output Line Driver
- 20dB Headroom
- Auxiliary inputs 3.5mm for MP3, DVD or Phone
- Three Stereo RCA Outputs (Front/Rear/Subwoofer)
- Adjustable Master Volume Level Control
- Adjustable Active Gain Preamp
- 30V Bi-Polar Switching Power Supply
- Frequency Response 10Hz - 50KHz / 100dB S/N
- Adjustable Subwoofer Level Control
- Input Impedance 20K Ohms
- Stereo Separation B2dB / 1KHz
- Operating Voltage 11V - 15V Negative Ground
- ISO Mounting Holes / Removable Trim Ring
- 2-Channel RCA Input with Adjustable Gain



- EQ4:** 4 BAND 1/2 DIN GRAPHIC EQUALIZER / -12--+12dB / SUB CONTROL / AUX INPUT
- EQ7X:** 7 BAND 1/2 DIN GRAPHIC EQUALIZER / -12--+12dB / SUB CONTROL / AUX INPUT
- EQ9:** 9 BAND 1/2 DIN GRAPHIC EQUALIZER / -12--+12dB / SUB CONTROL / AUX INPUT

CROSSOVERS / CONVERTERS

The TRI-XO has been designed with infinitely adjustable asymmetrical electronic crossovers that can multiply frequency crossover points at a slope rate of 18dB per octave using a 3 order Butterworth design. With the infinitely selectable crossover points, system settings become an art of precision. There are three sets of RCA inputs and three sets of 5V outputs with a selectable 180° Phase switch. Engaging the parallel input feature can reduce the number of RCA source outputs while the supplied under dash remote bass gain can boost output @ 50Hz up to 12dB.

- 3-Way electronic crossover with sub control
- Infinitely adjustable asymmetric crossovers
- 14.4 Volts DC negative ground power source
- 0.5 Amp Max Input Current
- 0.01% THD @ 1V Output Level
- 10Hz - 30KHz - 3dB
- 60dB Separation
- 10dB Per Octave 3rd Order Butterworth X-Over
- 20K Ohm Input Impedance
- 100 Ohm Output Impedance
- 1:2 (+6dB) Output Gain
- 5V Max Output Voltage Level 180 Degree Phase Switch
- Dims "5.98" x 7.08" x 1.69"
- Under Dash Bass Remote 50Hz up to 12dB



OEM integration and Bluetooth Audio Streaming is simple and low cost with the Massive Audio B-LYNX Line Converter! The B-LYNX is ready for Bluetooth Audio Streaming (optional "UBT1" antenna required) and uses either (4) RCA or (4) speaker level inputs with (4) RCA outputs all at up to 5V out. It can be powered up (3) different ways, by sensing DC Offset, Audio & Bluetooth. It also uses a convenient +12V out that can trigger on or off other devices in the system. The Bluetooth ready B-LYNX fit the needs "On or Off the Road".



- Four channel speaker level to RCA level conversion
- High / Low output Level Selection
- 2 / 4 Channel Input Selection
- High Remote Output Current
- DC Offset/ Audio Turn On Selection
- Bluetooth Turn On Selection
- Wireless Bluetooth Audio Streaming Function
- Low Working Current Design to Reduce Power Loss
- 5V Max Output Level (RMS)
- Wide Operation Voltage (9-16VDC)
- Super Wide Frequency Response (10Hz-80KHz)
- High Quality RCA Output Terminals
- LED Indicators to Indicate Functions
- 2 Channel High to Low Signal Converter
- Plug & Play Installation
- Compact Housing
- Ground Noise Isolation
- Balanced Left/Right Matched Inputs
- Music Signal Sensing Turn On
- Remote 12 Volt External Turn On
- Dual L/R Balanced 4.5 Outputs
- Small Design for Easy Mounting

- TRI-XO** 3 WAY ELECTRONIC CROSSOVER 18DB / 180 PHASE SHIFT / 10Hz-30kHz +/- 3dB / 18dB PER OCTIVE 3RD ORDER SLOPE RATE
- B-LYNX** 2-4 CHANNEL HI-LOW CONVERTER / BLUETOOTH / AUTO TURN ON / FREQ. 10Hz - 80kHz / LOW DISTORTION
- HI-LOW** 2 CHANNEL HI-LOW CONVERTER / LOW DISTORTION



ACCESSORIES

CONNECTORS


WIREKITS / SPOOL

Protect your investment! AK & G Series Premium "Hook Up's" are the massive Audio solution to eliminating the weak link. Massive Audio wiring kits greatly simplify the process of installing your amplifier by providing everything you need right in one kit. Unlike most manufacturers we supply all the necessary wire, fuses and terminals in one package. All Massive wire is comprised of Oxygen Free Pure Copper Cable (No Mixed Metal or CCA) and the signal cables use custom molded RCA plugs insuring the highest conductivity. The AKB and AK4 supply all necessary power wiring accessories for competition quality installation of a single amplifier, including a pre-wired waterproof fuse holder and remote turn-on wire.

- 100% Pure Oxygen Free Wire (CEA Certified)
- 17 Ft OFC Directional 2-CH RCA Signal Cables
- 17 Ft 1B AWG Remote Signal Wire
- 2 Nickel Plated Spade Terminals
- Nickel Plated Inline Fuse Holder
- 20 Ft 16 AWG Speaker Cable
- 2 Nickel Plated Ring Terminals
- 16 Ft Flexible Power Cable
- 3 Ft Flexible Ground Cable
- Butt Connectors
- Cable Ties



MODEL	POWER/GROUND	SPEAKER	TURN ON	RCA	FUSE
AK4	4 AWG	16AWG	18AWG	17 FT.	150A
AK0	0 AWG	16AWG	18AWG	17 FT.	300A
G8	8 AWG	16AWG	18AWG	17 FT.	60A
G4	4 AWG	16AWG	18AWG	17 FT.	150A



MODEL	POWER/GROUND	DIAMETER	SPOOL	MATERIAL	LENGTH	COLOR
P0-50G	0 AWG	16mm	0.12 x 96 x7.7	100% Tinned Copper	50 Feet	Black
P0-50R	0 AWG	16mm	0.12 x 96 x7.7	100% Tinned Copper	50 Feet	Red
P4-100G	4 AWG	10mm	0.12 x 39 x7.7	100% Tinned Copper	100 Feet	Black
P4-100R	4 AWG	10mm	0.12 x 39 x7.7	100% Tinned Copper	100 Feet	Red
P8-200G	8 AWG	6.5mm	0.12 x 105 x7.7	100% Tinned Copper	200 Feet	Black
P8-200R	8 AWG	6.5mm	0.12 x 105 x7.7	100% Tinned Copper	200 Feet	Red

MODEL	LENGTH	DIAMETER	SPOOL	MATERIAL	LENGTH	COLOR
RCA 3	0 AWG	5+5mm	0.12 x 20 x2(x2)	Translucent Twisted	50 Feet	Blue
P0-50G	0 AWG	5+5mm	0.12 x 20 x2(x2)	Translucent Twisted	50 Feet	Blue

The Massive Audio **UW-1** universal RCA adapter is used to activate the ATO [auto turn on] feature in all BLADE BP, NANO EDGE, NANO-BLU, and TRIDENT SERIES amplifiers. Each UW-1 has two male RCA plugs with short high grade braided cables that are pre-stripped to form bare (+) & (-) connections. These bare wires then can be attached to any D.E.M. speaker outputs from a factory radio and plugged into any of the amps listed above. They will take any factory speaker outputs up to 10V and can be inserted into the amps RCA inputs. This will activate the ATO feature by sensing the radios DC Off Set eliminating the need for a 12V turn on lead. The 12V turn on lead is converted into a switched 12V out to turn on any additional products.

Wirelessly streaming audio into your vehicle is easy with the **UBT-1** Bluetooth dongle from Massive Audio. It works exclusively with all 2, 4 & 5 Channel NANO BLU and TRIDENT Multi-channel Amplifiers as well as the "B-LYNX" OEM line converter. Thin, fixable and shrink wrapped to prevent moisture damage it can be installed by simply inserting the USB plug into the model chosen. Bluetooth capability allows playback without direct connection to a stereo head-unit. Easy Plug and Play Feature allows amps to power on when Bluetooth is in active range.

The Massive **UR1** Gain Remote Knob will allow you to control your woofer output channel from the drivers chair for when you need that quick mute or simply want to reduce your low end output without fussing with your EQ or head units volume controls. Small Dash Mount Single Knob System with 0 - 12dB Sub Amp Gain Control.

Light it up with Massive Audio's Trident Speaker LED Wireless Remote Control. The Massive **RGB-1** Remote will allow you to control your Trident Series Speakers LED's utilizing the entire color spectrum. This intuitive easy to use Wireless touch remote control will reach up to 30 meters (100 feet) allowing you to put on a light show or set the mood while listening to your Massive Audio Trident Series Marine / Powersports Speakers.



- Wireless up to 100 feet
- Covers the Full Color Spectrum
- Long Battery Life Over 50,000 Hours
- Intuitive Touch Pad Remote System
- Works with Trident Series Multi Color LED Speakers
- RF Freq Range 2.4 GHz
- Output Current - 18A
- Size - 4.3" x 2" x .75"
- AAA Batteries x 2
- DC12V ~ 24V Controller Box
- 20 Program Styles



- UBT-1** OPTIONAL SATA BLUETOOTH CONNECTOR FOR NANO-BLU, TRIDENT AMPLIFIERS & B-LYNX
- UW-1** OPTIONAL SPEAKER LINE TO MALE RCA FOR HI-LEVEL INPUT FOR AMPLIFIERS
- UR-1** OPTIONAL UNIVERSAL REMOTE GAIN CONTROL FOR COMPATIBLE AMPLIFIERS
- RGB-1** OPTIONAL UNIVERSAL REMOTE RGB LED CONTROLLER FOR TRIDENT MARINE SPEAKERS

MC SERIES

Midrange / Mid Bass Speakers

- High Density Ferrite Magnets
- Kapton Coil Formers
- Vented and Extended Cores
- Cast Aluminum Baskets
- Reinforced Paper Cones
- Cloth Cone Edges
- Solid Composition Paper Dust Caps

Massive Audio's Professional Grade - Ultra Efficient, High Power Mid-Range/Bass Speaker designs are a result of years of experience, research and dedication to professional audio reproduction. Our Pro "MC Series" has that Massive "Built Like a Tank" design. All models use ultra-low resonance cast aluminum baskets, "Sonically Neutral" re-enforced pressed paper and boast of over 800 watt power handling! This assures a pure open projection at staggering 99.4db @ 1 watt @ 1 Meter efficiency. Already making their presence known as the 12 Volt Pro Mid-Range to beat, the MC Series is for the enthusiast that accepts no compromise when it comes to saving space and increasing output.



MODEL	POWER RANGE	V. C.	IMPEDANCE	SENSITIVITY	FREQ. RANGE	DEPTH/DIA.
MC8II	200w / 600w	2"	8ohm	98dB	90-5KHz	3.15"/8"
MC10II	400w / 800w	3"	8ohm	99dB	80-4KHz	4.27"/10"
MC12II	400w / 800w	3"	8ohm	99dB	50-4KHz	4.69"/12"

MXL SERIES

Midrange Speakers

- CCAW Copper Voice Coils
- Kapton Coil Formers
- Vented and Extended Cores
- Stamped Steel Baskets
- Paper Cones
- Flat Foam Surrounds
- Phase Plug Dust Caps
- 38mm Voice Coils
- Ferro Fluid Cooled
- Cloth Surrounds

Massive Audio's Professional Grade- High Efficiency, High Power Mid-Range Speaker designs are a result of years of experience, research and dedication to high professional audio products. Both High powered mid-range M6XL & M8XL are 8 ohm with power handling @ 200W RMS/400W Max for the M6XL and 250W RMS / 500W Max for the M8XL. Both have a sensitivity of 2.00v at 1m of 97dB. Both drivers use heavy stamped steel baskets with a VC Wire CCAW former.



MODEL	POWER RANGE	V. C.	IMPEDANCE	SENSITIVITY	FREQ. RANGE	DEPTH/DIA.
M6XL	200w / 400w	1.5"	8ohm	97dB	110-15KHz	2.44"/6.5"
M8XL	250w / 500w	1.5"	8ohm	97dB	90-10KHz	3.05"/8"

MA / MB SERIES

Mid-Range / Mid- Bass Speakers

- Kapton Coil Formers
- Vented and Extended Cores
- Stamped Steel Baskets
- KSV CCAR Voice Coils
- Ferro Fluid Cooled
- Foam or Cloth Surrounds
- Hand Treated Paper Cone



MA6



MB8



MA8



MODEL	POWER RANGE	V. C.	IMPEDANCE	SENSITIVITY	FREQ. RANGE	DEPTH/DIA.
MA6	140w / 280w	1.5"	8ohm	96dB	115-10KHz	2.36"/6.57"
MA8	150w / 300w	2"	4ohm	97dB	115-10KHz	2.64"/6.57"
MB6	150w / 300w	2"	4ohm	97dB	115-10KHz	2.64"/6.57"
MA8	150w / 300w	2"	8ohm	96dB	85-8KHz	3.03"/8.23"
MB8	175w / 350w	2"	4ohm	97dB	90-8KHz	3.23"/8.23"

Our "MA/MB Series" lineup offers additional mid-range/ & mid bass speakers that are built to deliver at higher or lower frequencies depending on your system needs. The 8 Ohm MA6 & MA8 can handle up to 300W Max from 115-10KHz while the 8 Ohm MB6 & MB8 can go lower at 85-8KHz and can handle up to 350W Max. All Massive Audio MA & MB speakers are CEA compliant and carry a 96/97Db efficiency rating.

MS SERIES

Midrange Speakers

- Cast Aluminum Baskets
- 1.5" Copper Voice Coils
- Vented & Extended Cores
- Flat Foam Surround Cone Edges
- Heat Sink for Heat Dissipation
- Ultra Shallow 2.4" or 2.8" Mounting Depth
- Kapton Coil Formers
- Neodymium Magnets
- Paper Cones
- Aluminum Phase Plugs

These speakers along with its M Series brethren are all engineered in the USA to perform at perfectly selected midrange frequencies with high sensitivity to enhance your listening experience. The Slim Series feature special Neodymium Magnets / Aluminum Heat Sinks on the top of the speakers. This adds power handling without adding depth and as an added bonus keeps the voice coils cool for extended playing time. Slim Series speakers are designed to deliver high power and will fit into most any restricted spaces courtesy of their high powered neodymium magnet assembly and low profile mounting for any limited space restrictions!

Truly Unique, Definitely Massive!



MODEL	POWER RANGE	V. C.	IMPEDANCE	SENSITIVITY	FREQ. RANGE	DEPTH/DIA.
M6S	130w / 300w	1.5"	4ohm	100dB	270-10KHz	1.89"/5.71"
M8S	140w / 300w	1.5"	4ohm	99dB	100-7KHz	2.4"/7.17"



M SERIES

Midrange Speakers

- CCAW Copper Voice Coils
- Kapton Coil Formers
- Vented and Extended Cores
- Stamped Steel Baskets
- Paper Cones
- Flat Foam Surrounds
- Phase Plug Dust Caps (6" & 8")
- 38mm Voice Coils
- Ferro Fluid Cooled
- Cloth Surrounds

Our M Series line of midrange speakers are built to deliver the best quality sound at price points that are sure to make any enthusiast ecstatic. Applications include everything from PA, DJ and Car Audio installations. Our M6E is made for higher frequencies with a 1.5" copper V.C. and 96 dB sensitivity this "Low Resonant" (167.3 Hz) mid-range can deliver crisp, clean, smooth sound with a frequency response of 150Hz - 10KHz.



MODEL	POWER RANGE	V. C.	IMPEDANCE	SENSITIVITY	FREQ. RANGE	DEPTH/DIA.
M6	140w / 300w	1.5"	8ohm	96dB	270-10KHz	2.91"/6.5"
M6E	60w / 120w	1.5"	8ohm	96dB	150-10KHz	3.27"/6.5"
M8	150w / 300w	1.5"	8ohm	96dB	100-7KHz	3.62"/8"
M10	150w / 300w	2"	8ohm	95dB	54-7KHz	4.5"/10"



MCB SERIES

Closed Back Midrange Component Speakers

- Closed Back Design for Higher SPL
- High Grade Ferrite Magnets
- 25mm / 38mm Copper Voice Coils
- Kapton Coil Formers
- Heavy Gauge Steel Baskets
- Reinforced Paper Cones
- Custom Cloth Surrounds



Massive Audio's Closed Back Mid-Range Speakers are designed for high SPL without needing an enclosure of any kind. These are your best "bang for your buck" in a mid-range speaker that excels in excellent vocal reproduction. Engineered to cover frequency ranges from 448Hz - 7KHz the Mid-Range Closed Back or Sealed Back Speakers offer clear transparency for systems that need that boost in Mid-Range tone and clarity.

MODEL	POWER RANGE	IMPEDANCE	SENSITIVITY	FREQ. RANGE	DEPTH
M6C	70w / 280w	8ohm	97dB	570-7KHz	2.9"
M8C	80w / 300w	8ohm	98dB	550-6KHz	2.8"
M57C	50w / 200w	8ohm	95dB	600-6KHz	2.5"
M69C	60w / 240w	8ohm	97dB	448-7KHz	3.4"
M86C	150w / 350w	8ohm	98dB	450-6KHz	2.8"



PAT SERIES

High Frequency Compression Drivers

These Bolt-On & Screw-On compression drivers provide extremely high sound pressure levels with low distortion for better control at high wattage. Our PAT Series come in a number of flavors that range from 50 Watts to an amazing Stadium class 800 Watts Peak. All units feature Titanium Ferro Fluid Cooled Voice Coils and High Grade Ferrite Magnets. The replaceable ultra-durable titanium Diaphragms will produced excellent highs for intelligible vocals. Each driver is designed for serious music enthusiasts and will enhance any Pro Audio application that you have in mind. Match them with our Wave guide Horns and unleash your highs with our PAT Series compression drivers.



MODEL	POWER RANGE	VOICE COIL	IMPEDANCE	SENSITIVITY	FREQ. RANGE	TWEETER
PAT 400	200w / 800w	100mm	8ohm	116dB	300-7KHz	2" Bolt
PAT 300	100w / 500w	77.2mm	8ohm	111dB	500-20KHz	2" Bolt
PAT 250	70w / 200w	51.3mm	8ohm	107dB	200-6KHz	1-3/8" Screw
PAT 220TI	75w / 300w	44.4mm	8ohm	110dB	800-20KHz	1-3/8" Screw
PAT 3	30w / 120w	25.5mm	8ohm	108dB	1.5K-20KHz	1-3/8" Screw



HORNS

Pro Audio Wave Guides

These horns incorporate an exponential flare for desired sonic transfer and crystal clear reproduction of high frequencies and are tailor made for our PAT Series Compression Drivers. F4 is a 2" Exit, 4-Bolt Mount wave guide that is made from cast aluminum for durable, high performance dispersion and accurate sound reproduction. The aluminum construction also acts as a heat sink to provide additional cooling to high powered drivers. The F4 horns work in conjunction with the PAT 200 and PAT 400 compression drivers for perfect dispersion of high frequencies for applications from extraordinary "in-car" SPL to large stadium applications.



MODEL	THROAT	DISPERSION	MATERIAL	MOUNTING
F 3	1-3/8"	60 x 40	ABS	Screw-On
F 4	2"	45 x 45	Aluminum	Bolt-On

T SERIES SUPER BULLET TWEETERS

High Frequency Transducers



CT 4X



CT 4



CT5



T 50

- Die Cast Aluminum Frames
- High Temperature Voice Coils
- Neodymium Magnets (MT1, CT4, CT4X, CT5)
- High Density Ferrite Magnets (CT6, T35, T40, T50)
- CNC Aluminum Phase Plug To Reduce Heat
- In-line Cap Filter
- CCAW Field Replaceable Voice Coils

Massive Audio's T Pro Audio Style High-End Super Bullet Titanium Tweeters are high powered compression drivers that deliver rich high frequency playback and allow for easy in vehicle mounting. these compression drivers deliver rich high frequency playback and allow for easy in car mounting. With exceptional clarity and crispness the T Series Super Bullet Tweeters will be the perfect addition to your 12 Volt Pro or Off Road system! These are a perfect fit for most motorcycle fairing gauge holes making it a great choice for powersports vehicles that need high volume to cut through street or water noise.

MODEL	POWER RANGE	VOICE COIL	SENSITIVITY	FREQ. RANGE	TWEETER
MT1	30w / 120w	25.5mm	118dB	3K-25KHz	ALUMINUM
CT4	30w / 120w	25.5mm	100dB	3K-25KHz	ALUMINUM
CT4X	30w / 120w	25.5mm	100dB	3K-25KHz	ALUMINUM
CT5	30w / 120w	25.5mm	100dB	3K-25KHz	ALUMINUM
CT6	60w / 300w	44.4mm	100dB	4K-22KHz	ALUMINUM
T40	30w / 120w	25.5mm	100dB	4K-22KHz	ALUMINUM
T35	30w / 60w	25.5mm	100dB	4K-22KHz	ALUMINUM
T50	60w / 300w	44.4mm	107dB	3K-22KHz	ALUMINUM





AMPLIFIER SPEC

MODEL	CH	RMS PWR	RMS PWR	MAX	RMS 4 OHM	RMS 2 OHM	RMS PWR	VARIABLE	HI-PASS	FREQUENCY	FUSE	BASS	AMPLIFIER
BP SERIES	4 OHMS ST	2 OHMS ST	POWER	BR / MONO	BR / MONO	1 OHM MONO	LOW PASS	HI-PASS	RESPONSE	RATING	BOOST	DIMENSIONS	
BP 800.2 v2	2	80W x 2	160W x 2	500W	320W x 1	-	50Hz - 260Hz	FULL - 3KHz	15Hz - 30KHz	25A	0-6dB/12dB	2.0" x 7.1" x 1.9"	
BP 1000.2	2	160W x 2	240W x 2	1000W	640W x 1	-	50Hz - 3KHz	50Hz - 30KHz	15Hz - 30KHz	45A	0-6dB/12dB	2.0" x 7.1" x 9.4"	
BP 800.4 v2	4	60W x 4	120W x 4	800W	240W x 2	-	80Hz - 3KHz	FULL - 3KHz	10Hz - 35KHz	25A x 2	0-6dB/12dB	2.0" x 7.1" x 11.8"	
BP 1000.4 v2	4	80W x 4	160W x 4	1000W	320W x 2	-	80Hz - 3KHz	FULL - 3KHz	10Hz - 35KHz	30A x 2	0-6dB/12dB	2.0" x 7.1" x 12.6"	
BP 1500.5 v2	5	80W x 4	160W x 4	1500W	320W x 2 + 200W x 1	500W x 1	50Hz - 3KHz	10Hz - 500Hz	15Hz - 30KHz	25A x 3	0-12dB	2.0" x 7.1" x 15"	
BP 1000.1 v2	1	-	1000W	1000W	250W x 1	455W x 1	50Hz - 750Hz	-	15Hz - 30KHz	25A x 2	0-6dB/12dB	2.0" x 7.1" x 11.8"	
BP 2000.1 v2	1	-	2000W	500W x 1	900W x 1	1000W x 1	80Hz - 250Hz	-	15Hz - 250Hz	40A x 2	0-6dB/12dB	2.0" x 7.1" x 13.4"	
BP 4000.1	1	-	4000W	1000W x 1	2000W x 1	-	50Hz - 16KHz	20Hz - 50Hz	20Hz - 16KHz	150A	0-12dB	2.2" x 7.5" x 9.9"	
BP 6000.1	1	-	6000W	1500W x 1	3000W x 1	-	50Hz - 16KHz	20Hz - 50Hz	20Hz - 16KHz	250A	0-12dB	2.2" x 7.5" x 12.6"	
BP 8000.1	1	-	8000W	2000W x 1	4000W x 1	-	50Hz - 16KHz	50Hz - 16KHz	20Hz - 16KHz	350A	0-12dB	2.2" x 7.5" x 16.57"	
NANO EDGE													
EX 2	CH	4 OHMS ST	2 OHMS ST	POWER	4D BR / MONO	2D BR / MONO	1 OHM MONO	LOW PASS	HI-PASS	RESPONSE	RATING	B-BOOST	DIMENSIONS
EX 4	2	120W x 2	240W x 2	480W	480W x 1	480W x 1	-	10Hz - 3KHz	10Hz - 3KHz	10Hz - 25KHz	40A	-	2.1" x 5.9" x 7.3"
EX 44	4	100W x 4	200W x 4	800W	400W x 2	-	10Hz - 3KHz	10Hz - 3KHz	10Hz - 25KHz	40A	0-12dB	2.1" x 5.9" x 9.5"	
EX 4R	4	600W x 4	900W x 4	4000W	1600W x 2	-	50 - 4KHz	10Hz - 4KHz	10Hz - 25KHz	200A	-	2.1" x 5.9" x 10.19"	
EX 5	5	120W x 4	240W x 4	2560W	480W x 2 + 200W x 1	400W x 1	60Hz - 220Hz	10 - 80Hz	20Hz - 25KHz	100A	0-12dB	2.1" x 5.9" x 15"	
EZ	1	-	-	1600W	200W x 1	400W x 1	60Hz - 220Hz	0 - 60Hz	10Hz - 220Hz	60A	0-12dB	2.1" x 5.9" x 9.0"	
E3	1	-	-	2800W	450W x 1	700W x 1	60Hz - 220Hz	0 - 60Hz	10Hz - 220Hz	120A	0-12dB	2.1" x 5.9" x 11.1"	
E3F	1	400W x 1	600W x 1	3000W	450W x 1	900W x 1	50 - 3KHz	50 - 3KHz	20 - 25KHz	120A	0-12dB	2.1" x 5.9" x 5.86"	
E4	1	-	-	4000W	650W x 1	1000W x 1	60Hz - 220Hz	0 - 60Hz	10Hz - 220Hz	200A	0-12dB	2.1" x 5.9" x 14.3"	
E4F	1	800W x 1	1200W x 1	4000W	800W x 1	1200W x 1	50 - 3KHz	50 - 3KHz	20 - 25KHz	200A	0-12dB	2.1" x 5.9" x 8.58"	
TRIDENT													
TX2	2	120W x 2	240W x 2	480W	480W x 1	-	20Hz - 300Hz	20Hz - 300Hz	10Hz - 25KHz	40A	-	1.6" x 4.25" x 7.8"	
TX44	4	120W x 4	240W x 4	960W	480W x 2	-	20Hz - 500Hz	20Hz - 500Hz	10Hz - 25KHz	50A	0-12dB	1.6" x 4.25" x 9.76"	
TX48	4	200W x 4	400W x 4	1600W	800W x 2	-	20Hz - 500Hz	20Hz - 500Hz	10Hz - 25KHz	60A	0-12dB	1.6" x 4.25" x 10.75"	
TX5	5	120W x 4	240W x 4	2160W	480W x 2 + 300W x 1	600W x 1	50Hz - 150Hz	20Hz - 300Hz	10Hz - 25KHz	80A	(-6)-12dB	1.6" x 4.25" x 12.17"	
T2	1	-	-	1600W	200W x 1	400W x 1	50Hz - 150Hz	40Hz - 100Hz	10Hz - 150Hz	60A	(-3)-12dB	1.6" x 4.25" x 7.99"	
T3	1	-	-	2800W	450W x 1	700W x 1	50Hz - 150Hz	40Hz - 100Hz	10Hz - 150Hz	120A	(-3)-12dB	1.6" x 4.25" x 11.5"	
T4	1	-	-	4000W	500W x 1	1000W x 1	50Hz - 150Hz	40Hz - 100Hz	10Hz - 150Hz	240A	(-3)-12dB	1.6" x 4.25" x 13"	
PRIMO													
PX4	CH	4 OHMS ST	2 OHMS ST	POWER	BR / MONO	BR / MONO	1 OHM MONO	LOW PASS	HI-PASS	RESPONSE	RATING	BOOST	DIMENSIONS
PX4S	4	100W x 4	150W x 4	1000W	300W x 2	-	50Hz - 750Hz	50Hz - 750Hz	15Hz - 25KHz	40A	0-12dB	1.9" x 5.9" x 8.34"	
PX4R	4	150W x 4	240W x 4	1500W	500W x 2	-	50Hz - 6KHz	20Hz - 6KHz	20Hz - 30KHz	60A	(-6)-12dB	1.9" x 5.9" x 9.4"	
PX2R	2	500W x 2	700W x 2	2000W	700W x 2	-	50Hz - 6KHz	20Hz - 6KHz	20Hz - 30KHz	100A	-	1.9" x 5.9" x 10.15"	
PX6	6	130W x 6	180W x 6	2400W	350W x 3	-	50Hz - 6KHz	20Hz - 6KHz	20Hz - 45KHz	120A	-	1.9" x 5.9" x 10.15"	
P2	1	-	-	1200W	200W x 1	400W x 1	60Hz - 220Hz	0 - 60Hz	10Hz - 220Hz	60A	0-12dB	1.9" x 5.9" x 8.77"	
P3	1	-	-	2000W	400W x 1	700W x 1	60Hz - 220Hz	0 - 60Hz	10Hz - 220Hz	120A	0-12dB	1.9" x 5.9" x 9.13"	
P4	1	-	-	3200W	600W x 1	1000W x 1	60Hz - 220Hz	0 - 60Hz	10Hz - 220Hz	200A	0-12dB	1.9" x 5.9" x 13.46"	
P8	1	-	-	8000W	950W x 1	1500W x 1	40Hz - 220Hz	10Hz - 50Hz	10Hz - 220Hz	150A	0-12dB	2.1" x 6.5" x 19.9"	

*Due to constant improvement specifications are subject to change at anytime.

